



THE RIGHT PUMP FOR  
TOUGH JOBS

# F SERIES

## FAHRENHEIT™ PUMPS SUBMERSIBLE PUMPS FOR **HOT LIQUIDS**

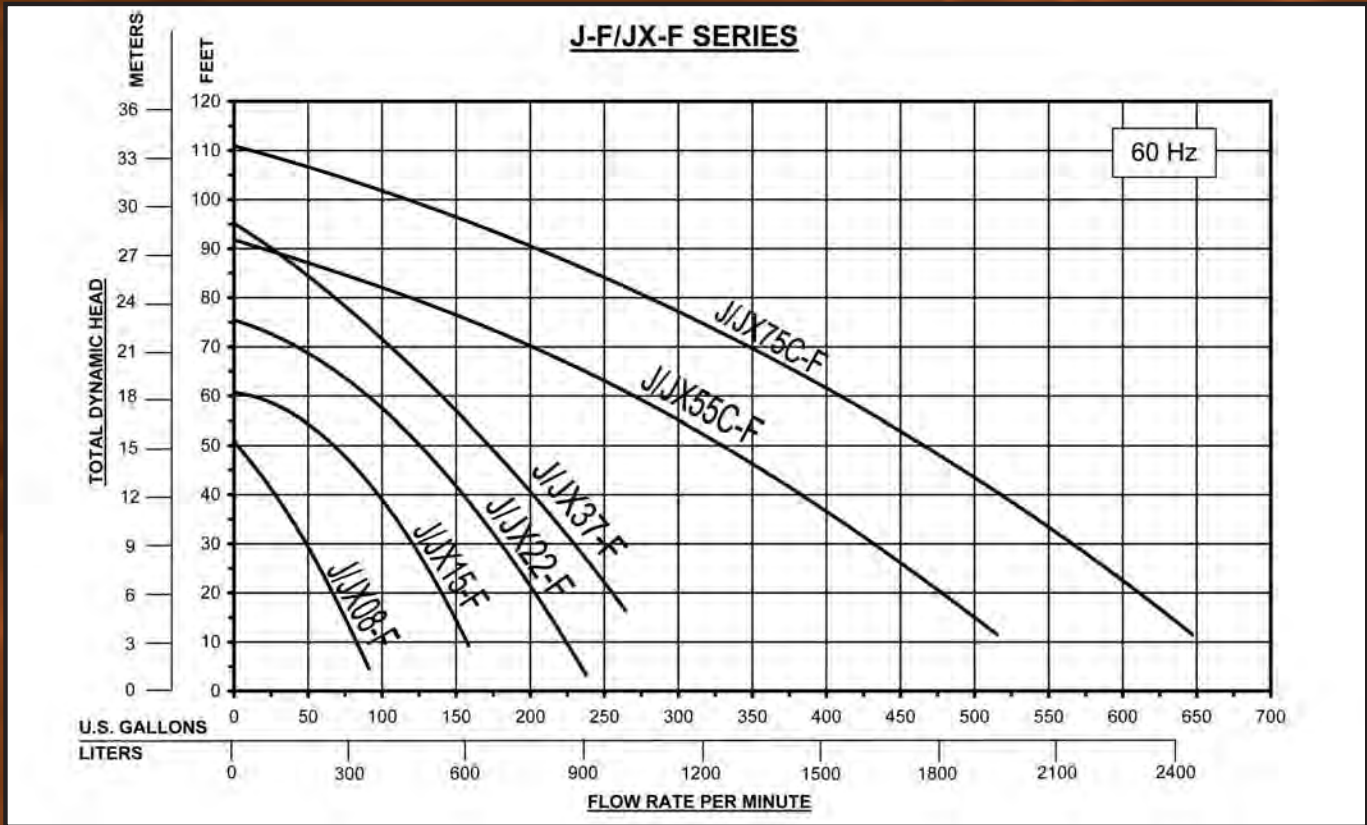


ENGINEERED FOR SUBMERSIBLE PUMPING CORROSIVE AND NON-CORROSIVE, CLEAR OR LIQUIDS CONTAINING SOLIDS UP TO **200 DEGREES FAHRENHEIT**

- Beverage, bottling plants
- Dairy product processing
- Poultry, meat processing
- Boiler Blow Down

And sumps where liquids are too hot for conventionally built submersible pumps.

# JF & JXF SERIES – LOW & HIGH HEAD SUMP PUMPS



## J-F Series: Cast Iron / 304SS

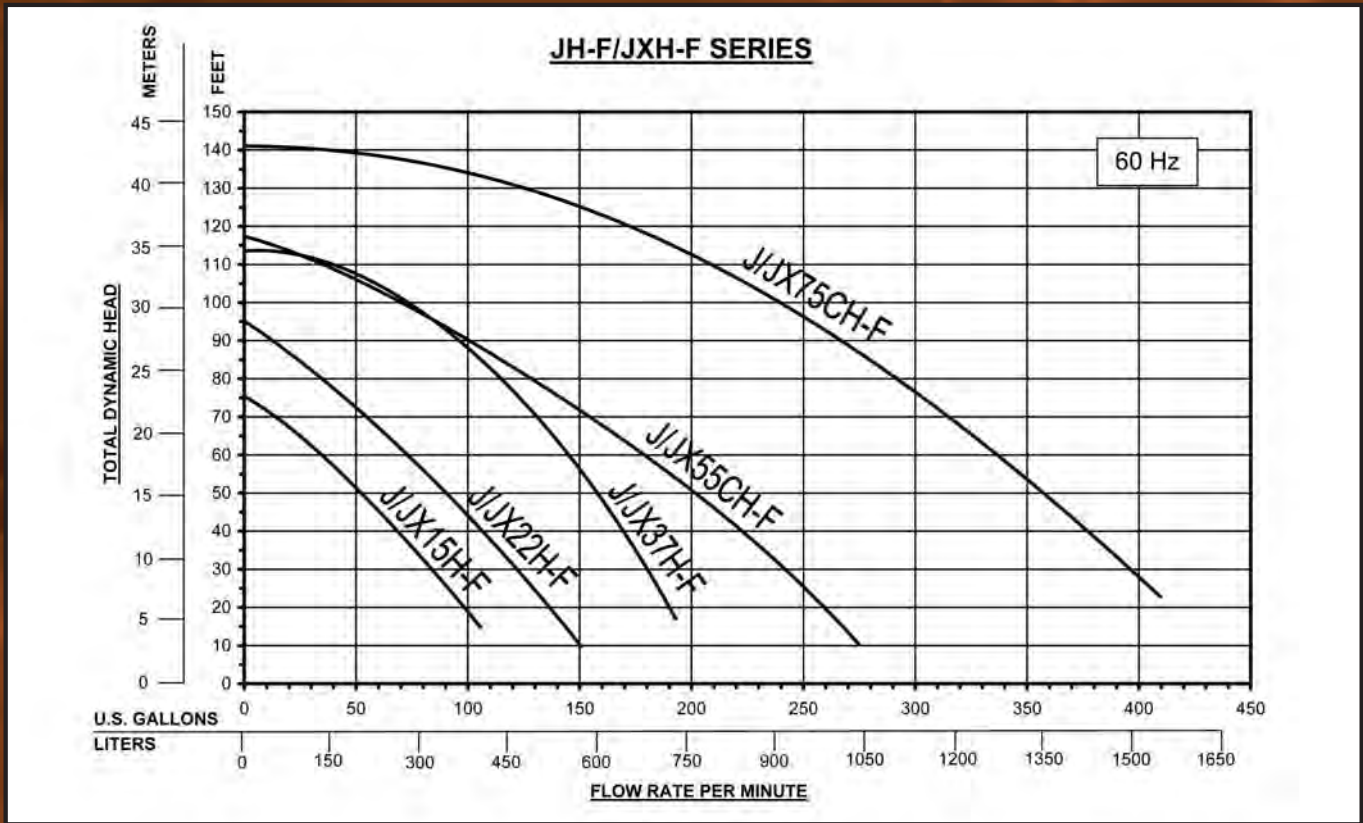
MODEL	DISCH. SIZE	H.P.	PHASE	RATED AMPS	MAX SOLIDS	MAX HEAD	MAX GPM	WEIGHT LBS	HEIGHT	WIDTH	CABLE
J08-F	2"	1	3	3/1.5	3/16"	51'	91	60	15.2"	11.2"	33'
J15-F	3"	2	3	6/3	3/16"	60'	158	72	16.4"	11.2"	33'
J22-F	3"	3	3	9/4.5	3/8"	75'	237	96	18.5"	12.5"	33'
J37-F	3" or 4"	5	3	14/7	3/8"	95'	264	108	19.7"	12.5"	33'
J55C-F	4"	7.5	3	21/10.5	3/8"	92'	515	233	25.5"	20.5"	33'
J75C-F	4"	10	3	30/15	3/8"	110'	647	258	27.75"	20.5"	33'

## JX-F Series: All 316SS

MODEL	DISCH. SIZE	H.P.	PHASE	RATED AMPS	MAX SOLIDS	MAX HEAD	MAX GPM	WEIGHT °LBS	HEIGHT	WIDTH	CABLE
JX08SS-F	2"	1	3	3/1.5	3/16"	50'	91	60	15.2"	11.2"	33'
JX15SS-F	3"	2	3	6/3	3/16"	60'	158	72	16.4"	11.2"	33'
JX22SS-F	3"	3	3	9/4.5	3/8"	75'	237	96	18.5"	12.5"	33'
JX37SS-F	4"	5	3	14/7	3/8"	95'	264	108	19.7"	12.5"	33'
JX55CSS-F	4"	7.5	3	21/10.5	3/8"	92'	515	233	25.5"	20.5"	33'
JX75CSS-F	4"	10	3	30/15	3/8"	110'	647	258	27.75"	20.5"	33'



# JHF & JXHF SERIES – LOW & HIGH HEAD SUMP PUMPS



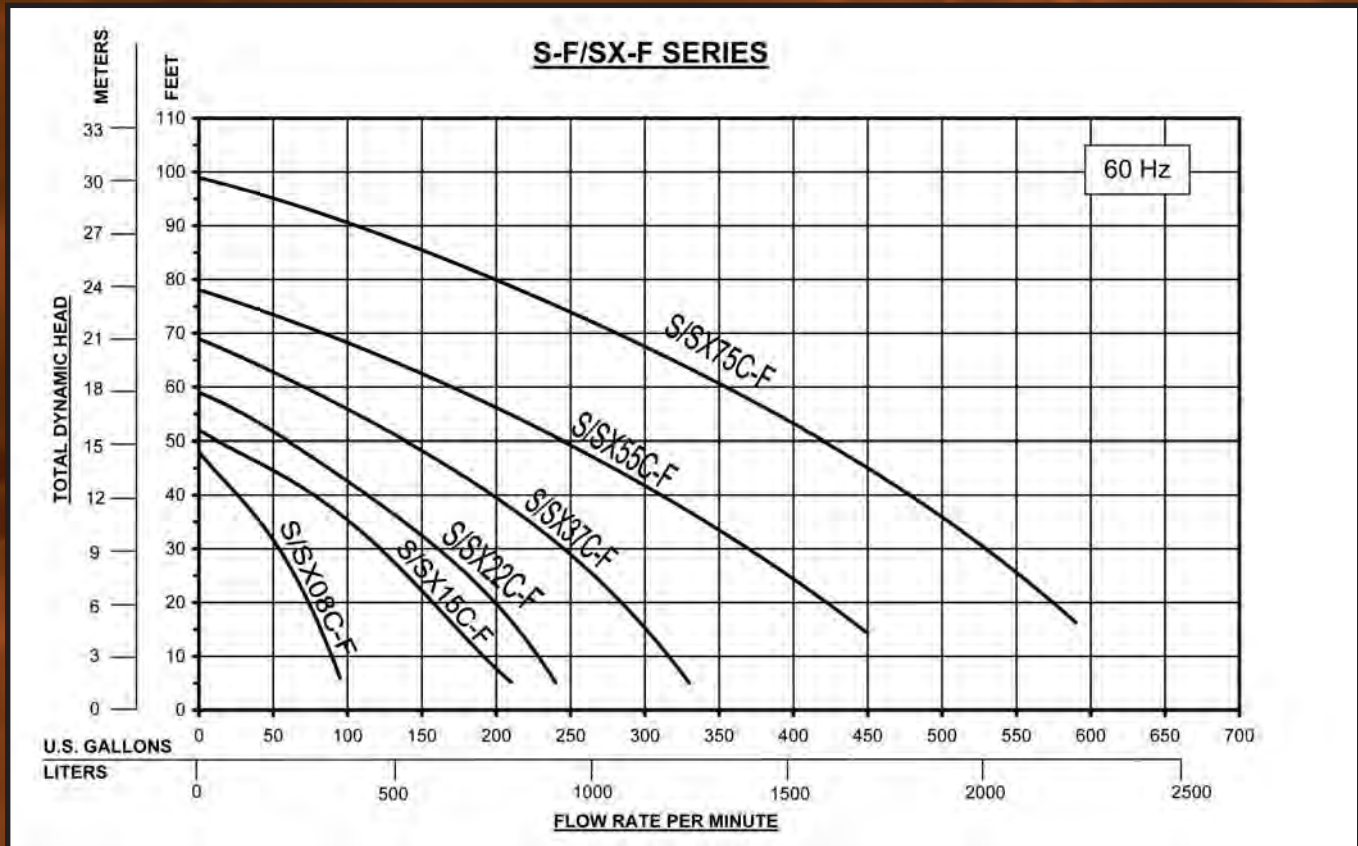
## JH-F Series: Cast Iron / 304SS

MODEL	DISCH. SIZE	H.P.	PHASE	RATED AMPS	MAX SOLIDS	MAX HEAD	MAX GPM	WEIGHT LBS.	HEIGHT	WIDTH	CABLE
J15H-F	2"	2	3	6/3	3/16"	75'	105	66	16.4"	11.2"	33'
J22H-F	2"	3	3	9/4.5	3/8"	95'	150	94	18.5"	12.5"	33'
J37H-F	2"	5	3	14/7	3/8"	113'	192	108	19.7"	12.5"	33'
J55CH-F	3"	7.5	3	21/10.5	3/8"	117'	274	227	25.5"	20.5"	33'
J75CH-F	4"	10	3	30/15	3/8"	141'	409	252	27.75"	20.5"	33'

## JXH-F Series: All 316SS

MODEL	DISCH. SIZE	H.P.	PHASE	RATED AMPS	MAX SOLIDS	MAX HEAD	MAX GPM	WEIGHT LBS.	HEIGHT	WIDTH	CABLE
JX15HSS-F	2"	2	3	6/3	3/16"	75'	105	66	16.4"	11.2"	33'
JX22HSS-F	2"	3	3	9/4.5	3/8"	95'	150	94	18.5"	12.5"	33'
JX37HSS-F	2"	5	3	14/7	3/8"	113'	192	108	19.7"	12.5"	33'
JX55CHSS-F	3"	7.5	3	21/10.5	3/8"	117'	274	227	25.5"	20.5"	33'
JX75CHSS-F	4"	10	3	30/15	3/8"	141'	409	252	27.75"	20.5"	33'

# SF & SXF SERIES NON CLOG PUMPS



## S-F Series: Cast Iron / 304SS

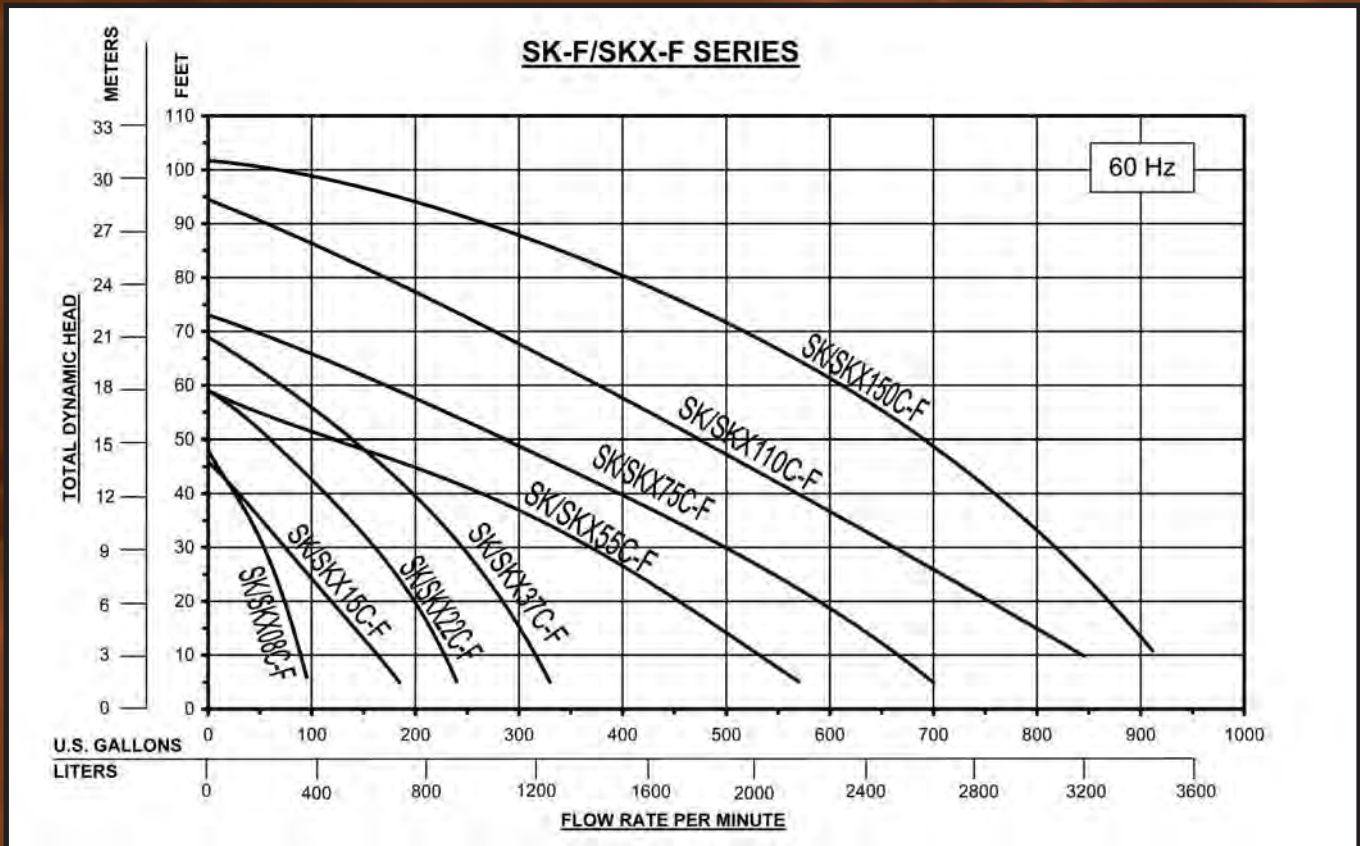
MODEL	DISCH. SIZE	H.P.	PHASE	RATED AMPS	MAX SOLIDS	MAX HEAD	MAX GPM	WEIGHT LBS.	HEIGHT	WIDTH	CABLE
S08C-F	2"	1	3	3/1.5	2"	48'	95	69	21.25"	13.5"	33'
S15C-F	3"	2	3	6/3	2"	52'	210	90	20.5"	14.75"	33'
S22C-F	3"	3	3	9/4.5	2"	59'	240	123	21.75"	15.25"	33'
S37C-F	3" or 4"	5	3	14/7	2"	69'	330	130	22.5"	15.25"	33'
S55C-F	4"	7.5	3	21/10.5	2.5"	78'	450	247	27.5"	20.5"	33'
S75C-F	4"	10	3	30/15	2.5"	99'	590	265	30.25"	20.5"	33'

## SX-F Series: All 316SS

MODEL	DISCH. SIZE	H.P.	PHASE	RATED AMPS	MAX SOLIDS	MAX HEAD	MAX GPM	WEIGHT LBS.	HEIGHT	WIDTH	CABLE
SX08CSS-F	2"	1	3	3/1.5	2"	48'	95	69	21.25"	13.5"	33'
SX15CSS-F	3"	2	3	6/3	2"	52'	210	94	20.5"	14.75"	33'
SX22CSS-F	3"	3	3	9/4.5	2"	59'	240	125	21.75"	15.25"	33'
SX37CSS-F	4"	5	3	14/7	2"	69'	330	136	22.5"	15.25"	33'
SX55CSS-F	4"	7.5	3	21/10.5	2.5"	78'	450	251	27.5"	20.5"	33'
SX75CSS-F	4"	10	3	30/15	2.5"	99'	590	280	30.25"	20.5"	33'



# SKF & SKXF SERIES NON CLOG SHREDDER PUMPS



## SK-F Series: Cast Iron / 304SS

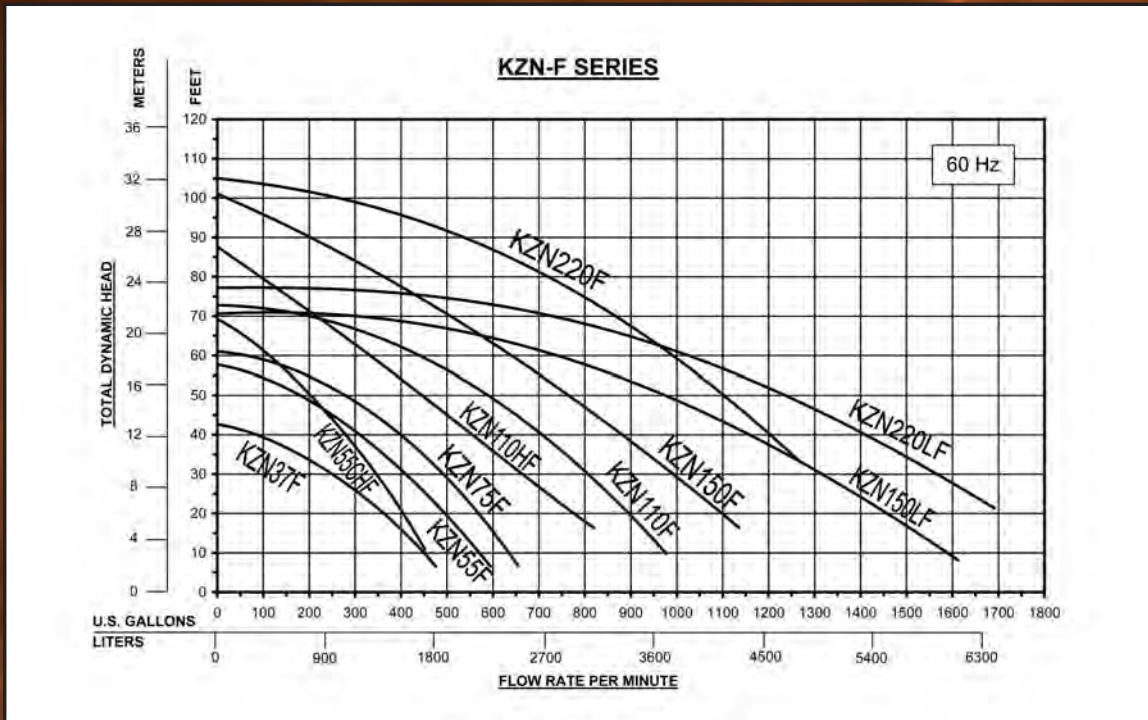
MODEL	DISCH. SIZE	H.P.	PHASE	RATED AMPS	MAX SOLIDS	MAX HEAD	MAX GPM	WEIGHT LBS.	HEIGHT	WIDTH	CABLE
SK08C-F	2"	1	3	3/1.5	2"	48'	95	69	21.25"	13.5"	33'
SK15C-F	3"	2	3	6/3	2.5"	46'	185	95	20.5"	13.5"	33'
SK22C-F	3"	3	3	9/4.5	2.5"	59'	240	125	21.8"	15.3"	33'
SK37C-F	3" or 4"	5	3	14/7	3"	69'	330	136	22.5"	15.3"	33'
SK55C-F	4"	7.5	3	21/10.5	3.5"	59'	570	398	30"	29.5"	33'
SK75C-F	4"	10	3	30/15	3.5"	73'	700	414	31.2"	29.5"	33'
SK110C-F	6"	15	3	39.6/19.8	3.5"	94'	845	610	35.6"	35.2"	33'
SK150C-F	6"	20	3	27.5	3.5"	101'	911	630	37.6"	35.2"	33'

## SKX-F Series: All 316SS

MODEL	DISCH. SIZE	H.P.	PHASE	RATED AMPS	MAX SOLIDS	MAX HEAD	MAX GPM	WEIGHT LBS.	HEIGHT	WIDTH	CABLE
SKX08CSS-F	2"	1	3	3/1.5	2"	48'	95	69	21.25"	13.5"	33'
SKX15CSS-F	3"	2	3	6/3	2.5"	46'	185	95	20.5"	14.75"	33'
SKX22CSS-F	3"	3	3	9/4.5	2.5"	59'	240	125	21.75"	15.25"	33'
SKX37CSS-F	4"	5	3	14/7	3"	69'	330	136	22.5"	15.25"	33'
SKX55CSS-F	4"	7.5	3	21/10.5	3.5"	59'	570	398	29.5"	29.5"	33'
SKX75CSS-F	4"	10	3	30/15	3.5"	73'	700	414	31.15"	29.5"	33'
SKX110CSS-F	6"	15	3	39.6/19.8	3.5"	94'	845	610	35.6"	35.15"	33'
SKX150CSS-F	6"	20	3	27.5	3.5"	101'	911	630	37.6"	35.15"	33'

# KZNF-SERIES SLURRY PUMPS

Constructed with abrasive resistant chrome iron (600 Brinell, 57 Rockwell C) impeller, wear plate & agitator.



## KZN-F Series: Hi Chrome / Cast Iron

MODEL	DISCH. SIZE	H.P.	RATED AMPS	MAX SOLIDS	MAX HEAD	MAX GPM	WEIGHT LBS.	HEIGHT	WIDTH
KZN37-F	3"	5	13.5/6.8	7/8"	42'	475	370	32.3"	16.5"
KZN55-F	4"	7.5	19.5/9.5	1"	57'	594	385	32.3"	16.5"
KZN55CH-F	3"	7.5	19.5/9.5	1"	69'	449	420	32.3"	17.25"
KZN75-F	4"	10	26/13	1"	61'	655	397	33.0"	16.5"
KZN110-F	6"	15	35/17.5	1 3/8"	72'	977	667	43.3"	21.5"
KZN110H-F	4"	15	35/17.5	1 3/8"	87'	819	680	43.3"	21.5"
KZN150-F	6"	20	26	1 1/2"	101'	1136	680	45.0"	21.5"
KZN150L-F	6"	20	26	1 1/2"	70'	1611	680	45.0"	21.5"
KZN220-F	6"	30	39	1 1/2"	105'	1268	1275	52.2"	22.75"
KZN220L-F	6"	30	39	1 1/2"	77'	1690	1275	52.2"	22.75"

### BUILT FOR LONG LIFE PUMPING HOT LIQUIDS

#### F Pump Construction

- Double mechanical seals, SiC lower and carbon/ceramic upper
- Fluorelastomer rubber for high temperature service and wide chemical resistance
- 33' custom TPE jacketed high temperature power and control cables (other length options)
- Open bearings exposed to oil to reduce heat concentration and improve lubrication
- Seal Minder seal oil leak detector

#### F Pump Motor Construction

- Transformer stator wire with class R insulation with a rated temperature rise to 428°F (220°C)
- Dupont Nomex wire sleeves and fiberglass sleeving improves bundling of windings and leads
- Motors are high temperature PTFE lead wire insulation with PVDF connection insulation, double dipped and baked in high temperature insulation varnish
- Three thermal sensor switches embedded in windings and connected to motor control circuit
- 208, 230, 460, & 575V available

WARNING: NOT FOR USE IN ANY FLAMMABLE LIQUIDS.

SPECIFICATIONS SUBJECT TO CHANGE WITHOUT NOTICE.



123 Spencer Plain Road  
P.O. Box 1138  
Old Saybrook, CT 06475

Tel: (860)-399-5937  
Toll Free: (877)-BJM-PUMP  
Fax: (860)-399-7784  
Web: www.bjmpumps.com

Distributor: